

# i104®



## Description

The **i104®** is ideal for retrofit applications. This surface mounted floor expansion joint system works seamlessly with multiple flooring materials such as tile, wood or concrete.

## Key Features

- **Install Condition:** Floor/Floor, Floor/Wall .
- **Joint width:** 1"-3".
- **Load Capability:** Standard.
- System is ideal for retrofit applications.
- Dual durometer seal provides secure fit and optimal flexibility .
- Adaptable to many finishes, including ceramic tile, marble, stone, vinyl tile and carpet .
- Seamlessly integrates with wall and ceiling systems .
- Snap-fit design for easy on site assembly .
- Easy to clean flush seals.
- No dirt or water traps.
- Mill finish aluminum .
- Optional vapor barrier Optional fire rated .
- Standard seal colors: black, beige, gray.

## Materials

Aluminum: Alloy types of 6061-T6, 6063-T6, 6005A, or 5052-H32 sheet goods.

## Quality

- Furnish horizontal and vertical systems from a Manufacturer with a minimum of ten (10) years of experience in the design, engineering and fabrication of expansion joint systems.
- Furnish horizontal and vertical rated systems from a single Manufacturer to ensure compatibility. Intersection of/ or transition between dissimilar systems is not allowed unless reviewed and approved by AHJ.
- Contractor with not less than three (3) years of successful experience in the installation of systems similar to those required by Project.

## Packing

Available in 3.05 meter long strip

## Application Instructions

**Inspection:** Prior to starting work, verify that structural gap and blockout dimensions are in conformance with manufacturer's submittal data. Do not begin work until all unsatisfactory substrate conditions are resolved. See manufacturer for recommended tolerances.



## Surface Mount Floor Systems

# i104®



Carefully inspect installed work of other Trades and verify that such work is complete to allow the work of this section to commence.

Schedule inspection of all Waterproofing measures and Fire Rated life safety product prior to installation of coverplate systems –or- provide allowance for removal of 10% of coverplate systems for inspection before final acceptance.

**Installation:** Joint systems: Install in accordance with manufacturer's instructions.

Align work plumb, level and flush with adjacent surfaces. Mechanically anchor to substrate. Allowances should be made where actual structural gap at time of installation varies from nominal design gap. No shimming of frames is permitted. Coordinate with work of other Sections.

If concrete blockouts (rebates) are required, ensure continuous support equal to surrounding substrate structural values.

Fire Rated Assemblies: Where required, install to manufacturer's instructions.

**Moisture Barrier:** Where required, install to manufacturer's instructions.

**Protect:** the completed Expansion Control system work from damage during construction. Damage protection includes surface abrasion and overloading of coverplate by materials handling equipment and construction waste/debris,

Protection from environmental factors required throughout installation process until Project Closeout. Protection includes but is not limited to rain events, moisture protection, exposure to temperature fluctuations or direct sunlight for temperature sensitive product offerings.

### Store

Store components in original containers in a clean, dry location. Ensure temperature or moisture sensitive components are stored in a tempered location.

Contractor to provide temporary protective covers on all installed finished surfaces. Protection is required to guard against both surface abrasions as well as overloading of horizontal deck components by construction traffic.

### Shelf Life

Open shelf life as long as it is stored away from heat and fires sources.

## Movement ± 25%

Application	System	W		H1		H2		S		B		Movement +/-			
		Joint Width		Frame Height 1		Height 2		Sightline		Blockout		Horizontal		Vertical	
		US	mm	US	mm	US	mm	US	mm	US	mm	US	mm	US	mm
Floor/Floor	i104-A01-025	1"	25	5/8"	16	*	*	4 3/4"	121	*	*	1/4"	6	1/4"	6
	i104-A01-038	1 1/2"	38	5/8"	16	*	*	5 1/8"	131	*	*	3/8"	10	3/8"	10
	i104-A01-050	2"	51	1"	25	*	*	5 3/8"	143	*	*	1/2"	13	1/2"	13
	i104-A01-075	3"	76	1 1/8"	28	*	*	6 5/8"	169	*	*	3/4"	19	3/4"	19
Floor/Wall	i104-A02-025	1"	25	5/8"	16	*	*	2 7/8"	73	*	*	1/4"	6	1/4"	6
	i104-A02-038	1 1/2"	38	5/8"	16	*	*	3 5/16"	84	*	*	3/8"	10	3/8"	10
	i104-A02-050	2"	51	1"	25	*	*	3 3/4"	95	*	*	1/2"	13	1/2"	13
	i104-A02-075	3"	76	1 1/8"	28	*	*	4 3/4"	121	*	*	3/4"	19	3/4"	19

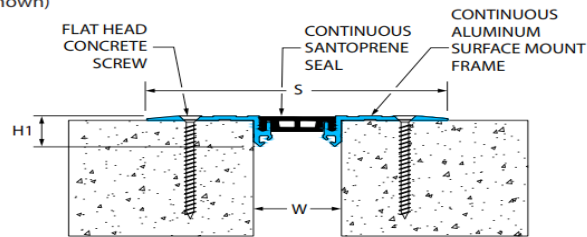
A01 - Floor to Floor  
A02 - Floor to Wall

## Surface Mount Floor Systems

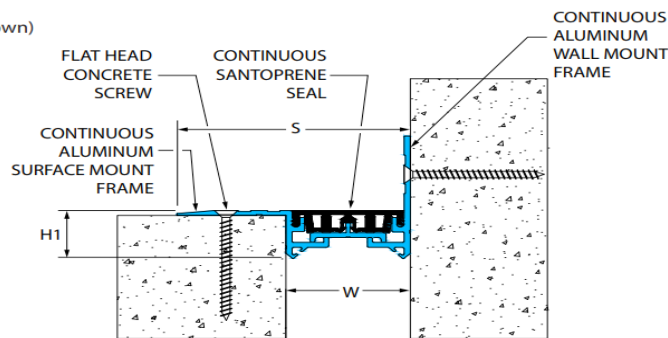
# i104®

**Chem**  
We Invent Formulation

104-A01 Floor/Floor  
(1 1/2" (38mm) system shown)

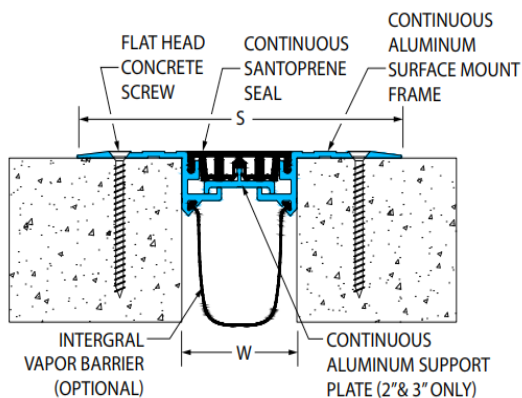


104-A02 Floor/Wall  
(2" (50mm) system shown)

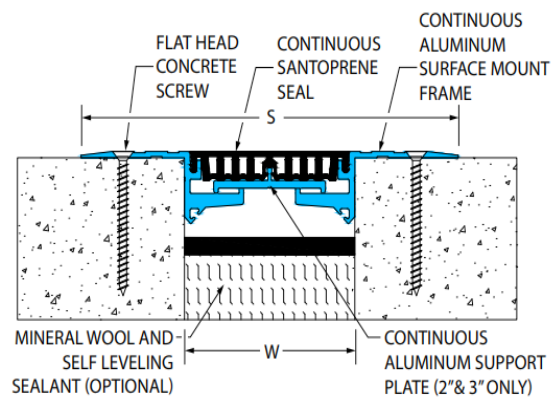


## 104 Series options

Integral Vapor Barrier  
(104-A01-050 system shown)



Mineral Wool and Self Leveling Sealant  
(104-A01-075 system shown)



Product Data Sheet - December 2022, Version

The exclusive agent in the Arab Republic of Egypt



www.stcegypt.net  
info@stcegypt.net



www.iChemEg.net

